

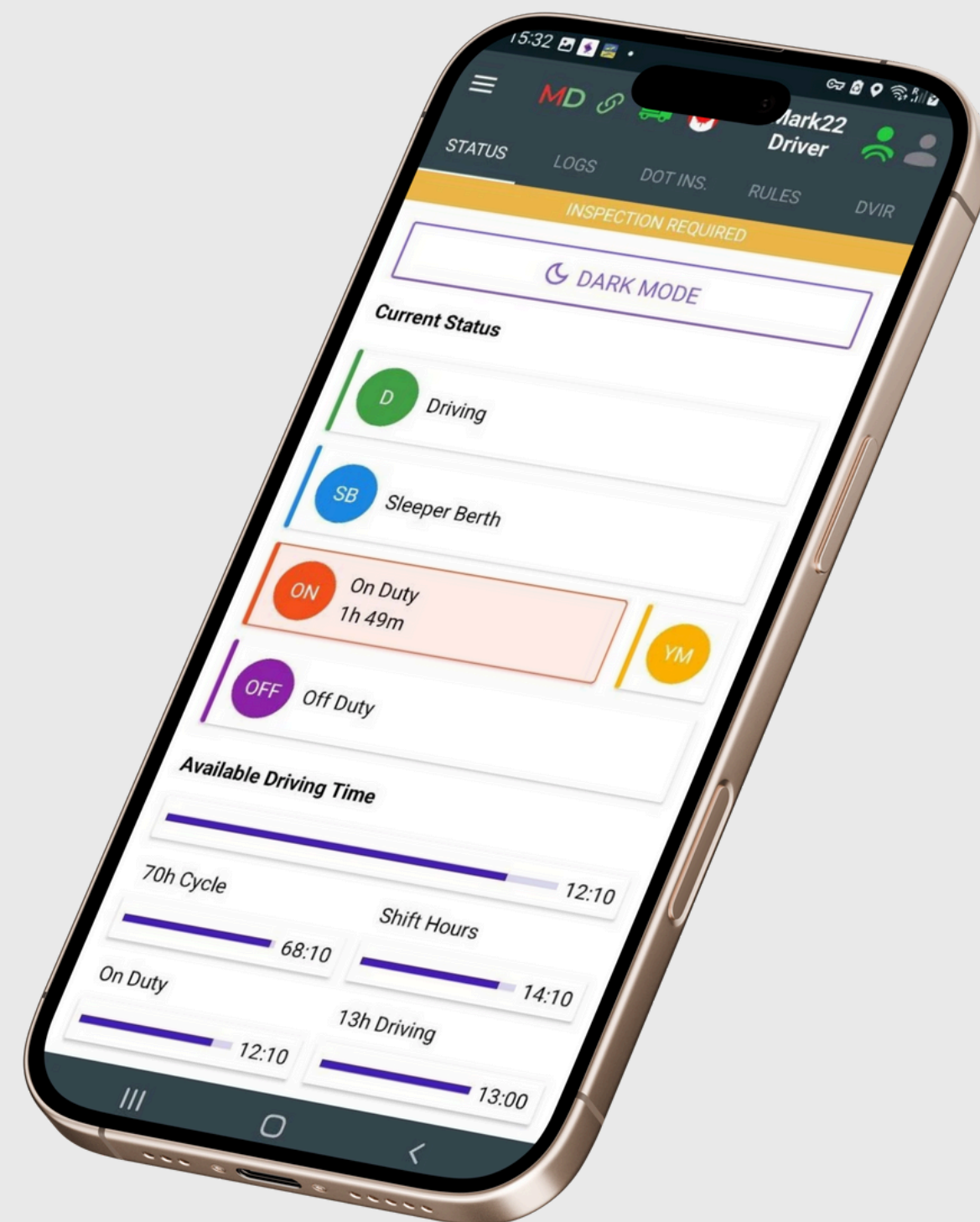


Driver Card

The Sharp ELD is a registered ELD with the Canadian Council of Motor Transport Administrators (CCMTA). It plugs into the diagnostic port in a vehicle and integrally synchronizes with the vehicle engine.

The SharpELD app allows drivers to view and interact with their logs via a smartphone or tablet. The app's DOT Inspection Mode enables officials to review and transfer hours of service logs.

Sharp ELD is compliant with Section 83 of The Commercial Vehicle Drivers Hours of Service Regulations regarding the use of the electronic logging devices





Points to re-check:

- your device should be connected to a charger;
- your device should be placed on a dashboard the way the DOT officer has a full view without entering a truck;
- you should be logged in to our system using your credentials.

1. Sidebar menu

2. Malfunctions indicator

3. Truck connection

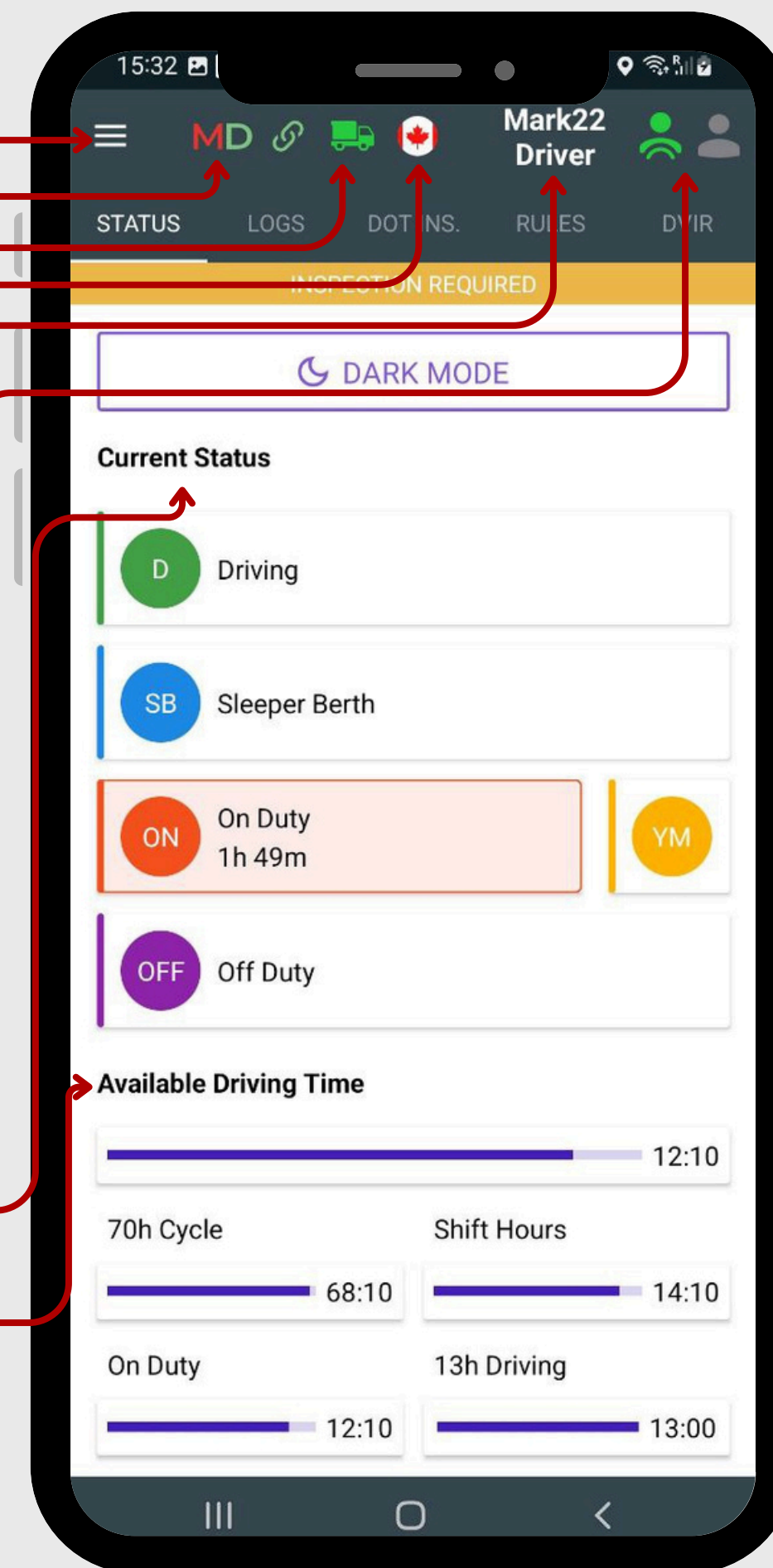
4. The country rule set

5. Current driver name

6. Co-drivers' switch

7. Status switch (current status)

8. HOS counter





Inspections instructions

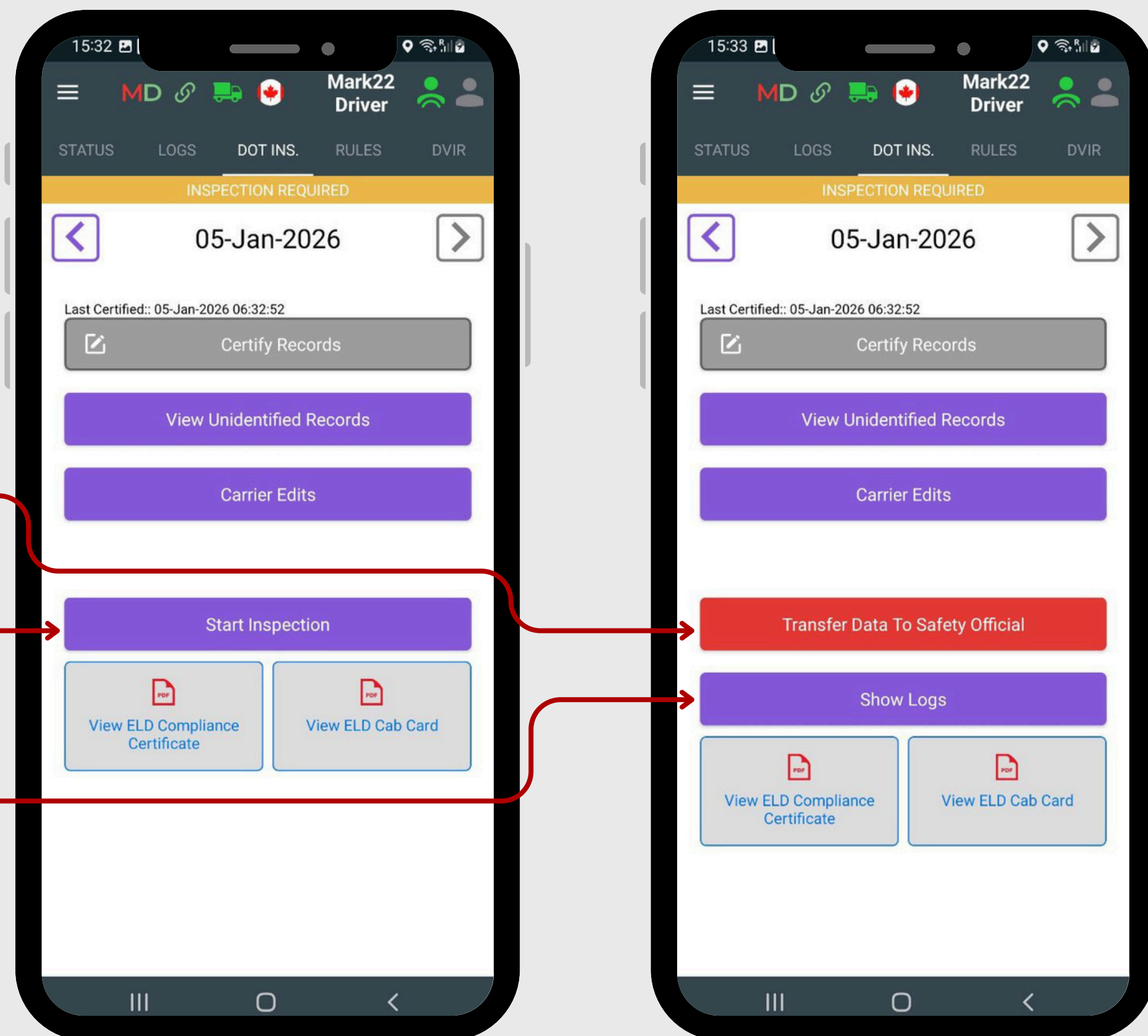
Tap on the DOT INS. button to open the Inspection menu.

Here you will have the following functionality:

- Certify Records.
- Unidentified Records.
- Carrier Edits.
- Start Inspection.
- Show Logs;

To send your Logs to safety officials you need to tap **Start Inspection**. When the logs are ready to be transferred, the button will turn red and change its text to **Transfer Data To Safety Official**. Tap again and choose the method of sending logs on the next screen.

Tap on the **Show Logs** to inspect the logs directly on the screen.





To transfer your logs for the Roadside Inspection :

1. Transfer Method is pre-selected
2. Choose the File Format:
 - PDF;
 - CSV;
 - PDF and CSV.
3. Fill in the official email address of the Roadside Inspector.
4. Enter a comment , if needed.
5. Tap on the **Send** button.
6. Check Email and correctness of the comment (officer №).
7. If everything is correct, click **Confirm**.

13:26

DATA TRANSFER

Transfer Method: Email to inspector

File Format: PDF

Email:

Comment: Available amount characters:60

Send PDF

15:33

DATA TRANSFER

Transfer Method: Email to inspector

File Format: PDF

Email: test@gmail.com

Comment: test comment

Data Transfer

Please check Email:
test@gmail.com

Please check the correctness of the comment
(officer №):
test comment

Cancel Confirm